

To,

Listing Department

National Stock Exchange of India Limited,

Exchange Plaza, C-1,Block G,

Bandra Kurla Complex,

Bandra(East),

Mumbai-400051.

Date: 20/11/2025

NSE SME EMERGE Symbol: GGBL

ISIN: INE0R8C01018

Subject: Submission of Revised Investor Presentation

Dear Sir/Madam,

This is in continuation to our earlier intimation dated November 19, 2025 intimating about the Investor Presentation on Un-Audited financial results for the half year ended September 30, 2025. We would like to inform you that there was an inadvertent error on page no. 25 in the details of Order Book and Capacity Expansion which has been now corrected. The Order Book to be read as Rs. 976.1 Crore instead of Rs. 1033.06 Crore in the said Investor Presentation. We are enclosing herewith revised Investor Presentation for Un-Audited financial results for the half year ended September 30, 2025 after incorporating the above changes.

You are requested to kindly take the revised Investor Presentation on your record.

Thanking you.

Yours faithfully,

For Ganesh Green Bharat Limited

(formerly Known as Ganesh Electricals Private Limited)

KETANBHAI NARSINHBHAI PATEL

Managing Director

DIN: 07499411



Ganesh Green Bharat Limited



Investor Presentation H1FY'26



Website
www.ganeshgreen.com

Disclaimer

This presentation and the accompanying slides (the "Presentation"), which have been prepared by Ganesh Green Bharat Limited (the "Company"), have been prepared solely for information purposes and do not constitute any offer, recommendation or invitation to purchase or subscribe for any securities, and shall not form the basis or be relied on in connection with any contractor binding commitment whatsoever. No offering of securities of the Company will be made except by means of a statutory offering document containing detailed information about the Company.

This Presentation has been prepared by the Company based on information and data which the Company considers reliable, but the Company makes no representation or warranty, express or implied, whatsoever, and no reliance shall be placed on, the truth, accuracy, completeness, fairness and reasonableness of the contents of this Presentation. This Presentation may not be all inclusive and may not contain all of the information that you may consider material. Any liability in respect of the contents of, or any omission from, this Presentation is expressly excluded.

Certain matters discussed in this Presentation may contain statements regarding the Company's market opportunity and business prospects that are individually and collectively forward-looking statements. Such forward-looking statements are not guaranteeing of future performance and are subject to known and unknown risks, uncertainties and assumptions that are difficult to predict. These risks and uncertainties include, but are not limited to, the performance of the Indian economy and of the economies of various international markets, the performance of the industry in India and world-wide, competition, the company's ability to successfully implement its strategy, the Company's future levels of growth and expansion, technological implementation, changes and advancements, changes in revenue, income or cash flows, the Company's market preferences and its exposure to market risks, as well as other risks. The Company's actual results, levels of activity, performance or achievements could differ materially and adversely from results expressed in or implied by this Presentation. The Company assumes no obligation to update any forward-looking information contained in this Presentation. Any forward-looking statements and projections made by third parties included in this Presentation are not adopted by the Company and the Company is not responsible for such third-party statements and projections.



Content Inside

Result Highlights

Key Updates

About Us

Business Model

Our Theme Play

Growth Drivers

Financial Performance


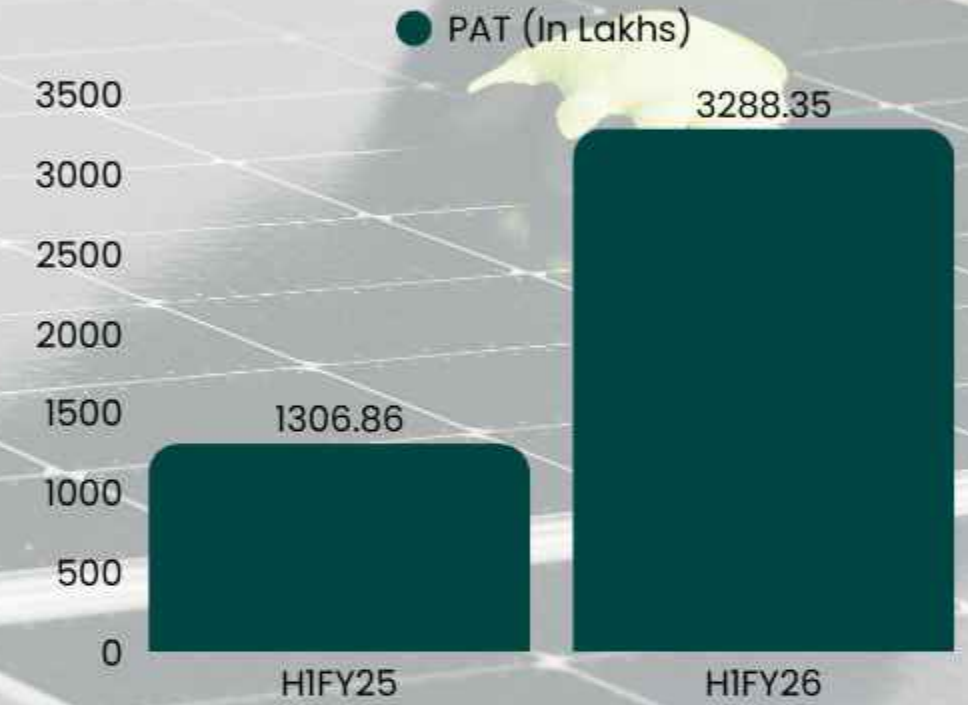
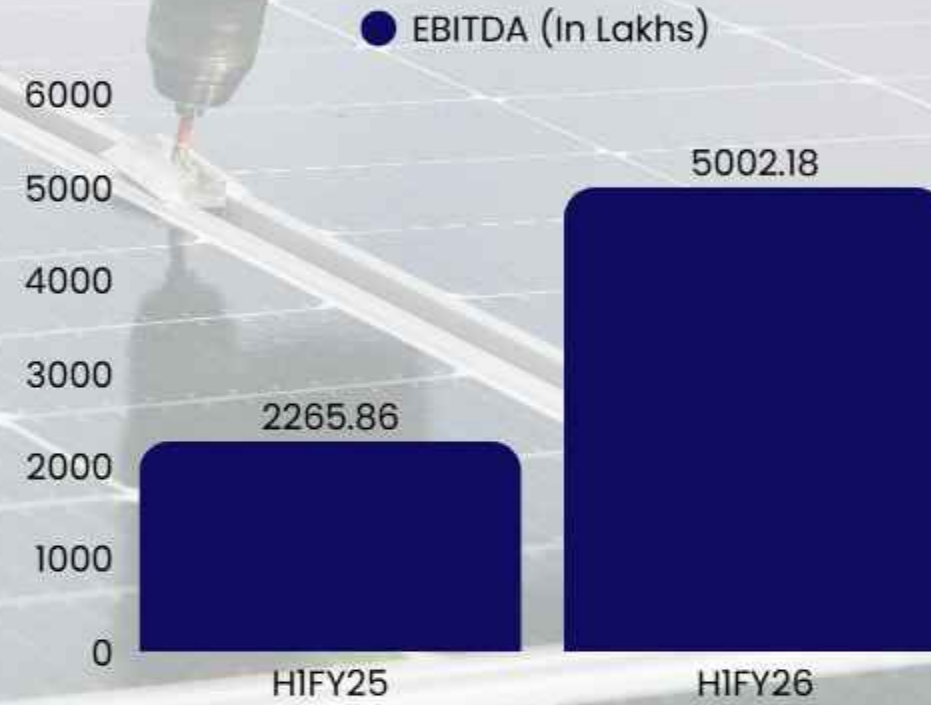
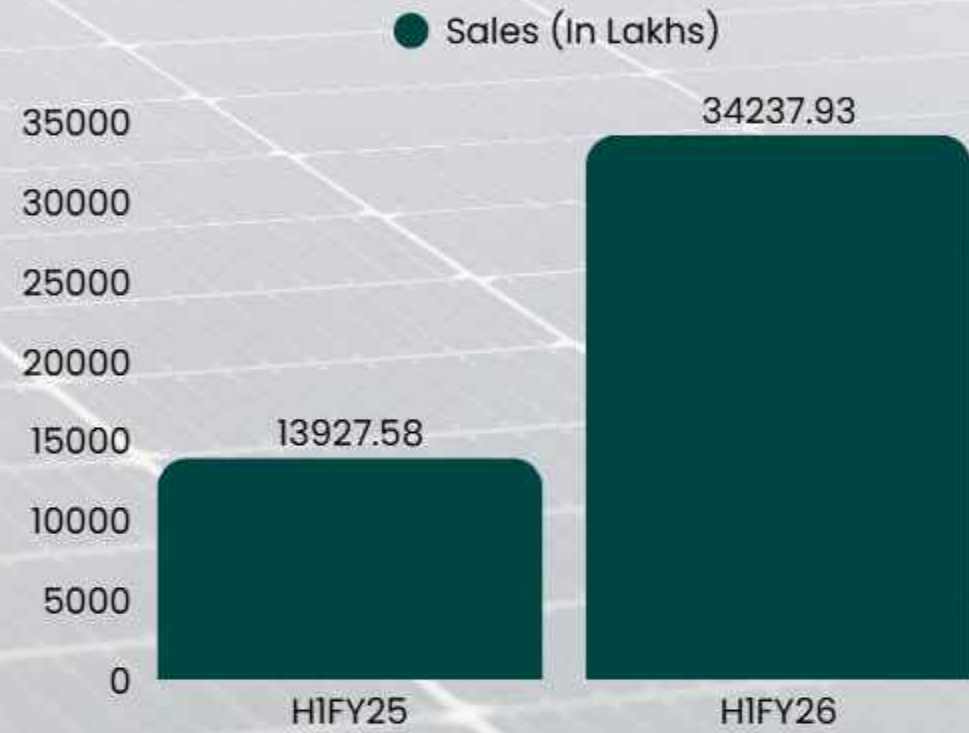
Annexure





Result Highlights H1 FY26

Performance Highlights YOY



From MD's Desk

Ganesh Green Bharat Limited is pleased to report a record half-yearly performance in H1FY26, reflecting strong momentum across our segments. During H1FY26, revenue increased by 145.8% year-on-year to ₹34,237.93 lakh, EBITDA grew by 120.8% to ₹5,002.18 lakh, and Profit After Tax rose by 151.6% to ₹3,288.35 lakh, underscoring the benefits of operating leverage, improved scale, and timely execution. We traditionally see a stronger second half, and we expect H2 to deliver even better growth driven by a higher volume of government tenders typically floated in H2, as well as the release of demand that gets temporarily impacted in monsoon months when logistics for solar modules, being a sensitive product, tend to slow down. Alongside healthy inflows from new customers, we are witnessing robust repeat orders from a majority of our tier-1 clients and are gearing up to participate in larger EPC tender opportunities, which should further deepen our presence in key solar and infrastructure segments. On the operational front, our module manufacturing capacity has been successfully expanded and operationalised to 1.1 GW in early November 2025; this was originally planned for September but was deferred due to natural calamities that delayed machinery shipments, and its commissioning now positions us well to capture the next leg of growth. Looking ahead, we intend to further strengthen our integrated clean-energy position by foraying into Battery Energy Storage Systems (BESS) from the next financial year; we have already begun participating in pilot-phase BESS tenders, which, combined with our established solar EPC and module capabilities, will enable us to address larger, storage-linked tenders and create a higher-value, future-ready solutions portfolio.



Mr. Ketan Patel
Chairman and Managing Director



Key Updates

Capacity Expansion



Till FY24
236 MW



Till H1-FY25
750 MW



H2-FY26
1.1 GW



FY27(E)
Solar + BESS



69% Utilization in H1FY26

**End to End
Solar
Module
Manufacturing
with Fully
Automated
Capacity**

Orderbook Status

Segment	Orders (In Cr)	Orderbook %
SOLAR MODULES SUPPLY	647.42	66.33%
SOLAR WATER PUMPING SYSTEM	147.04	15.06%
SOLAR ROOFTOP	98.04	10.04%
SOLAR POWER PLANT	10.63	1.09%
SOLAR STREET LIGHT	47.09	4.82%
ELECTRICAL CONTRACTING SERVICES	12.1	1.24%
WATER SUPPLY SCHEME PROJECTS	13.78	1.41%
Total	976.1	100%

*As on 17/11/2025

Our Installations





About Us

Company Overview

GGBL is one of India's leading solar panel manufacturers and EPC service providers, with business spanning solar PV module manufacturing, turnkey solar power systems & allied services, electrical infrastructure contracting, and water supply projects. Class A Electrical Contractor with 20+ years of experience.

Operations spanning 14 Indian states and has completed 27+ projects totaling ₹220+ Cr in value.

Successfully executed 80,000+ Off-Grid Systems under the Rajasthan Government tender.

Expanded from 236 MW → 1.1 GW currently, with a fully automated PV Module Line with compatibility of Mono Technology /Topcon Technology /HJT Technology.

Advanced R&D Lab with environmental chambers for reliable product innovation.



Our Journey



Major Projects Executed

Supply of Solar PV Modules under SGEL in Punjab: **49 crores: 23.4 MW**

Solar Pumping system in CREDA, DGVCL, PHED Rajasthan under Saur Sujala Yojana, KUSUM, Panghat yojana: **40 crores**

Supply of Solar PV Modules to NVVN through Kirloskar Solar :**57.12 Crores: 40 MW**

SITC of Solar Water Pumping system under KUSUM – B scheme of SECI in Rajasthan, Gujarat, Maharashtra, UP, Haryana – **Approx. 150 crores**

Supply of Solar PV Modules to KSB Ltd.: **52.29 Crores: 28 MW**

Water distribution project in Bihar PHED & MP PHED under Har Ghar Nal Jal yojana: **60 crores**

Street Lighting system in AMC, SMC, GIDC, NHAI: **26 crores**

Grid Connected Solar Power Plant under KUSUM – C scheme in AVVNL, JDVNL, JVVNL: **35 crores**

Solar Home Lighting system in AVVNL, CREDA, RRECL, JREDA, JDVNL, UGVCL, MGVCL, PGVCL under SAUBHAGYA & DDUGJY schemes: **180 crores**

Overhead & Underground transmission & distribution line in NHAI under DDF scheme in MSEDCL: **53 crores**

Our Management



Mr. Ketal Patel

Chairman & Managing Director, bringing 25+ years of experience in solar PV manufacturing and renewable solutions. Rising from a submersible pump repairman to an industry leader, he drives the company's growth with innovation, sustainability, and strong values.



Mr. Rajendra Patel

Promoter and Whole-Time Director, and the Co-Founder, with 30+ years of entrepreneurial experience in electrical installations, submersible pumps, and engineering solutions.



Mr. Nirav Patel

Whole-Time Director, MBA (Finance) with 8+ years of leadership experience. He drives innovation, digital transformation, and strategic partnerships, contributing to the company's financial strength, development, and long-term sustainable growth.



COL (Retd.) Dr. Manish Kothari

VP-Head of Projects. +26 years of technical experience in civil engineering, with +20 years of deep expertise in project management, construction oversight, and strategic operations.

Business Model

**End To End
Integration**



**Solar
EPC
& Module**



**Electrical
Contracting**



**Water
Pumping
Schemes**



Business Segments



Manufacturing

₹221.57 Cr



EPC Solar Allied Services

₹114.24 Cr



Electrical Services

₹5.29 Cr

**₹341.1 Cr
Total Revenue**

65%

Solar PV Model

24%

Solar Pump

3%

Solar Roof Top

6%

Solar Street Light

2%

Electrical Services

Segmental Revenue in H1FY26 (In Cr)

% of Total Revenue Contribution in H1FY26



Dakshin Gujarat
Vij Company
Limited



Jharkhand Renewable
Energy Development
Agency



Kalthia Engineering
Construction Ltd
(Maharashtra)



Gujarat Industrial
Development
Corporation



Rajasthan
Renewable Energy
Corporation Limited



Jodhpur Vidhyut
Vitaran Nigam
Limited



Phed, Rajasthan



Public Health Engineering
Department, Bihar



Ahmedabad Municipal
Corporation



Ajmer Vidhyut Vitaran
Nigam Limited



Chhattisgarh State Renewable
Energy Development Agency
(Dept of Energy, Govt of Chhattisgarh)



Gujarat Energy
Development Agency



Jaipur Vidhyut Vitaran
Nigam Limited



Jodhpur Vidhyut
Vitaran Nigam Limited



Public Health Engineering
Department (Madhya Pradesh)




Uttar Pradesh New And Renewable Energy
Development Agency, UP



Select Clients



Our Capacities



Our Theme

Riding India's Clean Energy Transition



GGBL supports India's 1,200 GW solar target by supplying domestically made modules for projects from large parks to rural pumps, with direct involvement in schemes like KUSUM and Saubhagya.

Solar Deployment Role

With strengths in solar PV, battery storage, and infrastructure, the company is well-positioned to benefit from India's \$20B+ annual renewable and grid upgrade investments.

Integrated Clean Energy Platform

Early investments in lithium-ion battery technology enable GGBL to expand from small-scale storage to large grid-connected Battery Energy Storage Systems (BESS), supporting India's goals of 500 GW non-fossil capacity by 2030.

Focus On BESS

Focus on Battery Energy Storage Systems

We are currently in R&D stage for BESS and expect to be operational in coming year. By then we are participating in BESS tenders to for an early experience in pilot orders installations.



Market Opportunity & Gap

Current awarded + tendered projects cover only ~15% of 2032 needs, implying ~50x market growth potential for players like GGBL.

Near-Term Ramp-Up

Milestones: 8.7 GW BESS by 2027, 41.7 GW by 2030, driven by renewable capacity targets and falling battery costs.

Long-Term Growth Potential

India may need 230 GW / 1,840 GWh of BESS by 2047, making it one of the largest power infrastructure segments.

Rising National Targets

CEA projects 74 GW / 411 GWh storage by 2032, with 47 GW / 236 GWh from BESS - nearly 4x earlier estimates.



Early BESS Project Experience




Proven Solar + Storage Capability: GGBL has executed integrated solar and battery systems, including the 1 MWp Western Railway (Mumbai) rooftop project, demonstrating strong hands-on BESS integration for reliable power.



Positioned for Growing Storage Market: With increasing demand for firm renewable energy, GGBL is well-placed to compete in microgrids, battery-backed solar farms, and government storage tenders.

Competitive Differentiators



**Integrated
Solar-Plus
Storage Model**



**Fully Automated
Robotic
Plant**



**In House
Testing
Lab**



**In-House
Core EPC
Team**



Our Right To Win



Our Licenses

Registered manufacturer of Solar Module in BIS & ALMM



“A” class Electrical contractor License in Gujarat, Maharashtra & Rajasthan



“A” class Civil & water works contractor License in Bihar & Madhya Pradesh

ISO 9001:2015 ,14001:2015 & 45001:2018 certified manufacturer & service provider



Income Statement

Particulars (In Cr)	H1FY26	H1FY25	YOY Growth%	H2 FY25	HOH Growth%	FY25
Sales	34,237.93	13,927.58	145.83%	18,248.35	87.62%	32,175.93
Expenses	29,235.75	11,661.72		15,397.74		27,059.46
Operating Profit	5,002.18	2,265.86	120.76%	2,850.61	75.48%	5,116.47
Operating Margins	14.61%	16.27%		15.62%		15.90%
Depreciation	433.41	194.69		340.47		535.16
Interest	253.48	239.79		193.67		433.46
Profit before tax	4,315.27	1,831.38		2,316.47		4,147.85
Tax	1,024.36	506.06		599.16		1,105.22
Net profit Before Minority	3,290.91	1,325.32		1,717.31		3,042.63
Minority Interest	-2.56	-18.46		-1.92		-20.38
Net Profit	3,288.35	1,306.86	151.62%	1,715.39	91.70%	3,022.25
Net Margins	9.60%	9.38%		9.40%		9.39%
EPS	13.26	6.88		6.26		13.14

Balance Sheet

EQUITY AND LIABILITIES			ASSETS		
Particulars (In Lakhs)	FY25	H1FY26	Particulars (In Lakhs)	FY25	H1FY26
Shareholders' funds			Non-current assets		
(a) Share capital	2,480.10	2,480.10	(a) Property, Plant & Equipment	4,735.73	4,540.64
(b) Reserves and Surplus	18,032.27	21,320.65	(b) Intangible assets	0.28	5.49
			(c) Goodwill	112.58	112.58
Non-current liabilities			(d) Non current investments	0.63	0.63
(a) Long term Borrowings	1,381.79	1,296.17	(e) Deferred tax assets (net)	22.13	30.82
(b) Long term Provisions	12.19	15.85	(f) Long-term loans and advances	-	-
(c) Other long term liabilities	43.77	43.77	(g) Other Non-Current Assets	3,997.84	4,414.99
Current liabilities			Current Assets		
(a) Short Term Borrowings	3,375.36	2,160.04	(a) Inventories	11,525.29	15,612.22
(b) Trade payables	4,996.09	8,455.35	(b) Trade receivables	5,652.90	6,258.11
(c) Other current liabilities	2,337.81	4,971.79	(c) Cash and bank balances	4,522.45	4,943.56
(d) Short-term provisions	2,070.77	1,052.74	(d) Short term loans and advances	975.47	3,908.73
			(e) Other current assets	2,342.89	3,165.36
TOTAL	33,888.19	42,993.13	TOTAL	33,888.19	42,993.13

Recognitions



Let's Power The Future Together!

Green
Future



Website
www.ganeshgreen.com



Investor Relations
Twenty Eighth Consulting
Palak Agarwal
palak@twentyeighthconsulting.com



TWENTY
EIGHTH
CONSULTING